

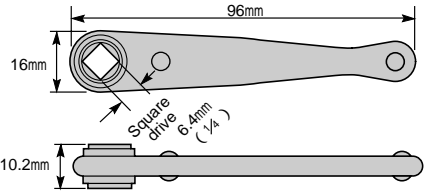
RATCHET HANDLE (for BR 2000)



RH 200

Thin plate type ratchet.

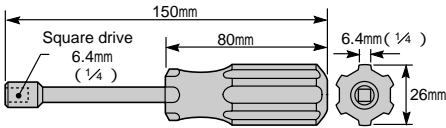

Item No.	Weight (g)	Remarks
RH 200	50	



EXTENSION HANDLE (for BR 2000)




2E



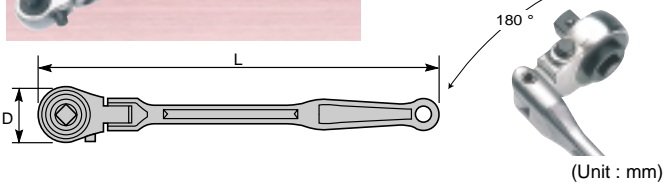
Item No.	Weight(g)	Remarks
2E	95	

RATCHET HANDLE (Swinging head type)



RH 300~600

Front (Concave) Square socket
Back (Convex) Square drive



Item No.	Square drive	L	D	Weight (g)	Remarks
RH 300	9.5 (3/8)	224	27	290	
RH 400	12.7 (1/2)	342	43	780	
RH 600	19.0 (3/4)	490	60	1,800	

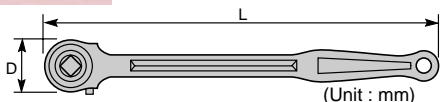
RH 600 for BR 6000

RATCHET HANDLE (Fixed head type)(for BR3000 and 4000)



RH 300A~400A

Front (Concave) Square socket
Back (Convex) Square drive



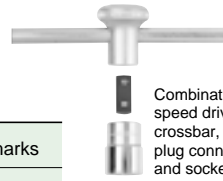
Item No.	Square drive	L	D	Weight (g)	Remarks
RH 300A	9.5 (3/8)	224	31	290	
RH 400A	12.7 (1/2)	342	43	780	

SPEED DRIVE (for BR 3000 and 4000)



3D·4D


Example of use



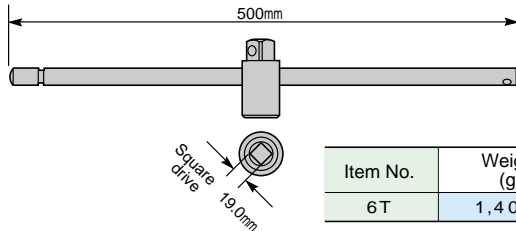
Combination of speed drive and bit.
In case the required tightening strength is low, insert the bit through speed drive and turn it manually.

Item No.	Weight (g)	Remarks
3D	60	
4D	160	

T-SHAPED SLIDING HANDLE (for BR 6000)




6T




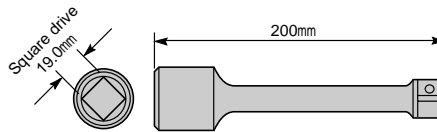
Item No.	Weight (g)	Remarks
6T	1,400	

EXTENSION BAR (for BR 6000)



6X

Example of use



Combination of 3 items, T-shaped slide handle, extension bar and hexagonal bit.

Item No.	Weight (g)	Remarks
6X	500	

HEXAGONAL WRENCH BIT (Heavy duty type)




2A~4A

Plug connector

Example of use

Item No.	Weight (g)	Remarks
2A	6	
3A	15	
4A	27	



Combination of speed drive, crossbar, plug connector and socket.

* 2A, 3A, and 4A are supplied, respectively in BR2000, BR3000 and BR4000.